



iView™: Getting Started and Requirements

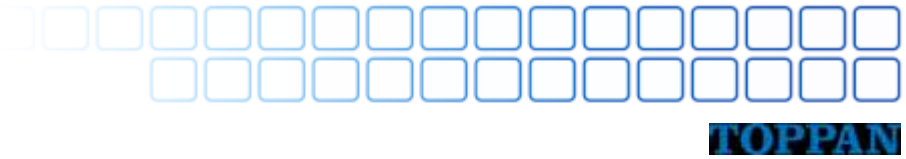
Providing remote viewing of job layouts over a secure internet connection



TOPPAN PRINTING CO., LTD
ELECTRONICS DIVISION

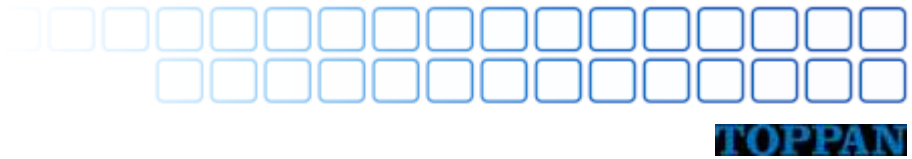
TOPPAN

iView™: Overview

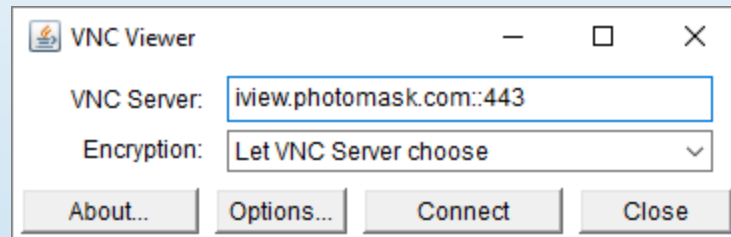


- iView™ is a web based interface to pattern and jobdeck viewing software resident at Toppan Photomasks, Inc.
- It Provides customers the ability to view job layouts prior to manufacturing
- Data is encrypted and viewed with secure authentication
- The customer needs:
 - A PC with Internet access
 - A Web browser capable of launching a java applet. iView™ supports Internet Explorer 9+, Mozilla Firefox, and Google Chrome
 - A Java Runtime Environment (JRE) 1.4 or newer
- Once data is available an email notification will be sent with the following information:
 - Customer, Device and Layers
 - Listing of files available for viewing
 - Toppan Photomasks, Inc. contacts and phone numbers

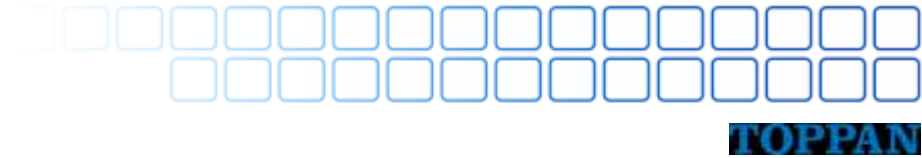
iView™: Login



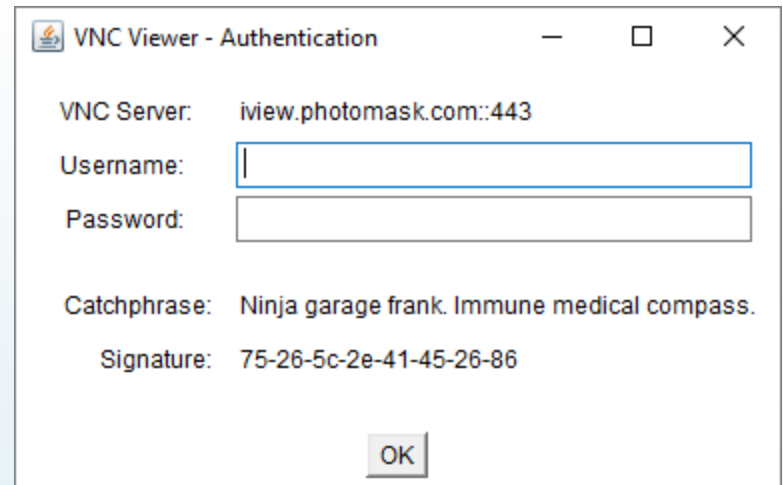
- Using your web browser connect to <http://openaccess.photomask.com/iview.html> or connect via the Customer Portal at the Toppan Photomasks website (<http://www.photomask.com>)
- On the first login verify the identity of the VNC server
- Once the job applet starts, the you will see this VNC Viewer window. Click Connect.



iView™: Login



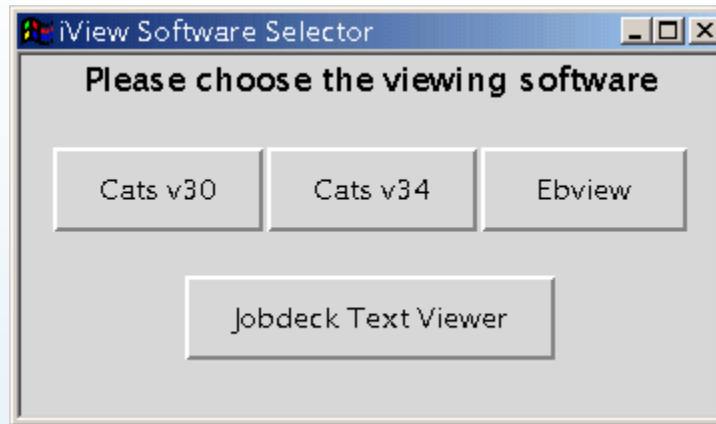
- A “VNC Viewer – Authentication” window will launch
- Enter your Username and Password
 - Username and Password to be supplied by Toppan Photomasks, Inc.
- Click OK to start the application



iView™: Getting Started

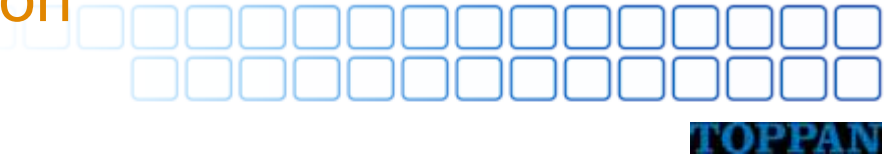


- Select your preferred viewing option



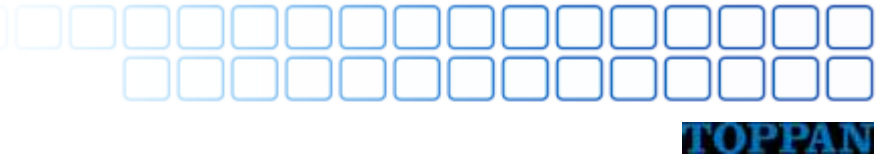
Your customer service representative can provide a guide on how to use the different viewers.

iView™: Troubleshooting Common Connection Issues



- Firewall:
 - The client computer must be able to connect to **iview.photomask.com** on port 443 and **openaccess.photomask.com** on port 80
 - Network firewalls must allow VNC traffic to **iview.photomask.com** and **openaccess.photomask.com**
- Java:
 - The Java applet does not support web proxies. In the event that a web proxy must be used, please contact Toppan Photomasks, Inc. customer service to provide a VNC viewer program that supports web proxies
 - The web browser must have the Java runtime configured as a plug-in

Support Contact Information



- TPI Round Rock Texas
 - RRCSR@photomask.com
 - 512-310-6877 or 1-866-877-3189 (Customer Hot Line)

- TPI Santa Clara
 - SCCSR@photomask.com
 - (408) 660-1050 (Customer Hot Line)